

# USASPS Series Inverters

## Emergency Power Systems

### DESCRIPTION:

- Mini-electrical inverter systems for powering up to 220W/250VA of incandescent, fluorescent, induction or LED lighting loads. Pulse width modulated (PWM) output design provides clean, 60 Hz. sinusoidal emergency power to loads.
- Models are available for surface, recessed or T-Grid mounting as required.

### ELECTRICAL SPECIFICATIONS:

#### Input:

- Input Voltages: 120 or 277VAC  $\pm 10\%$
- Input Frequencies: 60Hz  $\pm 2\%$
- Input Protection: AC Line Fuses

#### Output:

- Output Voltages: (60Hz) 120 or 277VAC
- Efficiency Rating: 98% at full rated load (line)
- Waveform: Sinusoidal (digitally controlled)
- Static Voltage:  $\pm 5\%$  during battery discharge. 0-100% linear load.
- Output Frequencies: 60Hz.  $\pm 0.3\text{Hz}$  during emergency cycle
- Output Distortion: Less than 3% THD (linear load)
- Transfer Time: Less than 1.0 second
- Load Power Factor Range: 0.44 Lead to 0.44 Lag
- Minimum Loading: 0% of rated system capacity
- Output Protection: Line and inverter fuses

### HOUSING:

- Heavy duty steel cabinet is finished in white based-on powder providing scratch and corrosion resistance
- Optional special color paint (-SP) finishes are available. Consult factory.

### MOUNTING:

**Surface Mount:** (Standard Models): Surface mount models are designed for mounting to walls by means of keyhole slots provided in the back of the unit housing.

- **Recess Mount:** (SEESPS-55/125, SEESPS-110/125 Only): Recess models provide recess mounting holes on both sides of the enclosure.
- **T-Grid Mount:** (SEESPS-55/125, SEESPS-110/125 Only): Housing design allows simple drop-in installation between T-grid runs. Safety wires (supplied by others) are required for attachment to building structure.

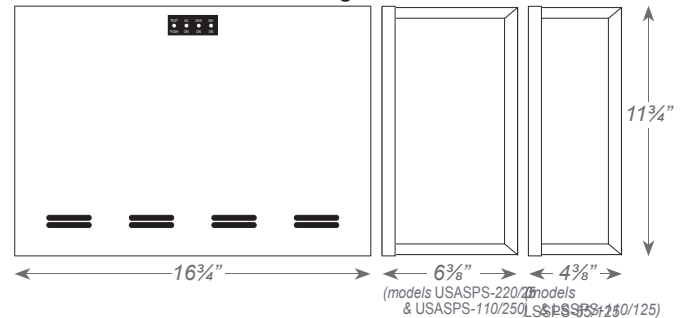
### WARRANTY / LISTING:

- **Unit:** (excluding lamps) Full coverage against defects in materials and workmanship for 3 years from date of shipment.
- **Battery:** 3 years full warranty plus an additional 7 years of prorated coverage.
- All models are UL924 Listed and meet NFPA 101 Life Safety Code, NEC, OSHA, Local and State Codes. Optional T-Grid models are plenum rated, to UL2043 and meets city of Chicago CCEA Requirements.
- UL Listed for damp locations (20° - 30°C).
- Optional -CEC models are Certified to CEC Under Title 20 regulations
- FCC Part 15 Class A Compliant.

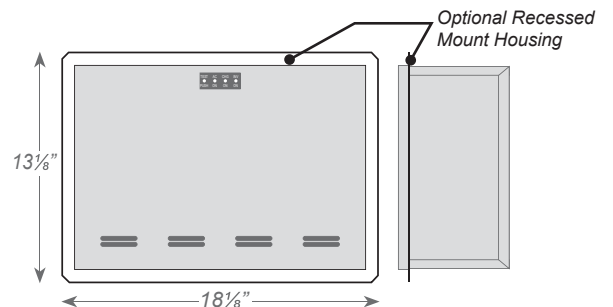



### DIMENSIONS

#### Standard Surface Mount Housings



#### Optional Ceiling T-grid Mount Housing



The USASPS Series is designed to provide up to 220W/250VA of emergency power to incandescent, fixtures. The USASPS unit provides clean, sinusoidal AC power allowing it to be remotely up to 1000 feet away from the controlled fixture(s). Unlike a ballast fluorescent emergency pack, the USASPS provides power to the input side of the fixture, (including the ballast) eliminating any chance of incompatibility.

The USASPS Series is designed primarily for surface mounting, however, the USASPS-55/125 and USASPS-110/125 models provide optional housings for recessed or ceiling T-Grid mounting if required. All USASPS systems will provide emergency power output for a minimum of 90-minutes.

## FEATURES:

- For powering incandescent, fluorescent, induction and LED fixtures\*
  - Sinusoidal output eliminates compatibility problems
  - Universal 120/277VAC, 60Hz. input/output
  - Unit capacities up to 220W/250VA
  - "Soft Start" design reduces fixture inrush current
  - Unit may be installed up to 1,000 feet from controlled fixture(s)
  - Surface, recessed or T-Grid mount models
  - Lumen output from fixture is 100% of nominal
  - Unique design eliminates compatibility problems with LED drivers as well as fluorescent and induction ballasts
  - Compatible with dimming ballasts
  - Normally-ON and/or Normally-OFF load output
  - Provisions for local switching capability - Always on during emergency conditions regardless of local switch position
  - Emergency fixtures can be ON, OFF or SWITCHED
  - Solid-state, line latched low voltage disconnect provides protection against deep discharge
  - Long life, maintenance-free lead-calcium battery
  - Momentary test switch
  - AC-ON, Charge-ON and Inverter-ON LED indicators
- \* Consult factory for compatibility for other lamp types

**OPERATION :** Upon failure of the normal utility power the USASPS unit is automatically turned on by a solid-state switching circuit and provides a minimum of 90-minutes of emergency power to the connected load. Lumen output will maintained at 100% of the lamp's rating throughout the entire duration.

A solid-state low voltage disconnect circuit is used to protect the battery from being severely damaged by a deep discharge. When normal utility power is restored, the unit switches the load back to normal utility operation and the fully automatic, temperature compensated, dual mode charger begins to restore the battery; bringing it to full charge within UL924 specified parameters. A brownout sensing circuit insures proper operation during "low line" conditions.

## GENERAL SPECIFICATIONS

MODEL NUMBER	INPUT / OUTPUT VOLTS	CAPACITY for 1½ Hrs.		SYSTEM WEIGHT*		ON-LINE SYSTEM EFFICIENCY (full load)	NUMBER of BATTERIES	BATTERY VOLTAGE (VDC)	BATTERY CURRENT (amps)	AC INPUT CURRENT		THERMAL OUTPUT in BTUs	
		WATTS	VA	Lbs.	Kg.					120VAC (max)	277VAC (max)	ON-LINE	EMERGENCY
USASPS-55/125	120/277	55	125	30.0	14	98%	2	24	3.4	1.2	0.52	9	90
USASPS-110/125	120/277	110	125	42.0	17	98%	2	24	5.7	1.2	0.52	9	95
USASPS-110/250	120/277	110	250	45.2	21	98%	4	48	3.3	2.4	1.10	18	163
USASPS-220/250	120/277	220	250	60.0	27	98%	4	48	5.6	2.4	1.10	18	167

\* System weights shown include installed battery



**WIRING:** Connection to an unswitched AC circuit is required by the NEC. Wiring access is provided for by conduit knockouts in the unit housing. USASPS-55/125 and USASPS-110/125 models also provide knockouts in the back of the housing for rear wiring from standard electrical boxes when surface mounting.

**LOAD COMPATIBILITY:** USASPS model's clean, sinusoidal AC output will operate incandescent lamps as well as all common fluorescent, induction and LED lamp types. Consult factory for compatibility with all other lamp types. Lighting loads are driven at 100% output for the entire emergency power cycle. This outstanding feature translates into greater occupant egress vision and safety.

## SYSTEM OPTIONS <sup>(1) (2)</sup>

ADD SUFFIX	DESCRIPTION
-S	Surface Mount Housing
-R	Recess Mount Housing <sup>(3)</sup>
-T	Plenum Rated Ceiling T-Grid Mount Housing <sup>(3)</sup>
-SP	Special Housing Color (specify)
-4C	4 Output Circuit Switching <sup>(4)(5)</sup>
-RTS	Remote Test Switch Panel <sup>(4)(6)</sup>
-AO	Adjustable Output/Dimmer Bypass <sup>(4)(5)</sup>
-SDT	Self-Testing / Self-Diagnostics <sup>(4)</sup>
-CEC	Title 20 Compliant

(1) Other options available. Consult factory.

(2) Some options may impact product UL listing. Consult factory.

(3) Available with USASPS-55/125 and USASPS-110/125 models only.

(4) Separate specification sheets are available on the -4C, -RTS, -SDT

-AO options. Consult factory.

(5) Not available together

(6) Shipped separately as an accessory

## BATTERIES AND CHARGER

**Battery:** Sealed Lead Calcium (10 year life) or Sealed Nickel-Cadmium (15 year life)

**Battery Voltage:** 12VDC for all LSMPS models

**Runtime:** 90-minutes standard. Other runtimes available, consult factory.

**Battery Protection:** Low Voltage Battery Disconnect protects the battery from being severely damaged by deep discharge during prolonged power failures. DC Overload and Short Circuit Protection provided by a DC input fuse.

## Charger

**Charger Type:** Fully automatic, temperature compensated, dual-mode charger

**Power Consumption:** 9W max. (All models)

**Recharge Duty Cycle:** Meets UL924 requirements

**Controls:** Momentary test switch, AC-ON, Charge-ON and Inverter-ON LED indicator lights

**Safety Circuitry:** AC Lockout prevents battery discharge prior to initial unit power-up. Brownout Protection automatically switches the unit to emergency mode when utility voltage is significantly reduced.

## Environmental

**Altitude:** < 10,000 feet (3,000m) above sea level without derating.

**Operating Temperature Range:**

**Lead-Calcium Models:** 20°C to 30°C

**Nickel-Cadmium Models:** 0°C to 50°C

NOTE: Optimum system performance between 20°C and 30°C; temperatures outside of this range will affect battery performance and life. Relative Humidity: 95% non-condensing

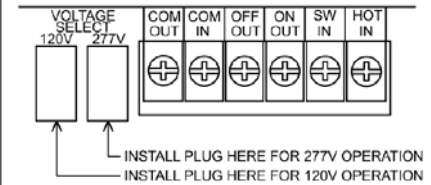
## SYSTEM STATUS MONITORING PANEL



*All SEEMPS systems provide a monitoring panel on the front of the unit to show operating status at all times. The panel provides a test switch for user initiated system tests and a 3-LED array that provides an intuitive visual indication of unit readiness.*

## AC INPUT CONNECTION

### VOLTAGE SELECT DETAIL



NOTE: Voltage selection plug is shipped loose from factory. User installation required.

## IMPROVED AESTHETICS:

The USASPS System's sinusoidal AC output design eliminates voltage drop and proximity concerns. This allows added flexibility in installation location as USASPS units can be installed hundreds of feet from the units they power. This means USASPS units to be located conveniently out of sight in closets or utility rooms without interrupting architectural aesthetics.

In lighting applications, no special or additional emergency fixtures are necessary. Simply designate and connect existing lighting fixtures, either interior or exterior, to the USASPS unit for emergency operation eliminating the need for exposed, stand-alone emergency luminaires

**SYSTEM ADVANTAGES:** Compared to traditional discrete emergency lighting units, the USASPS Series provides emergency illumination from a single power source resulting in lower maintenance overhead and routine testing expenses.

USASPS units lower installation costs by powering existing lighting fixtures during emergencies. And because connected fixtures are driven at full brilliancy, they provide far superior egress lighting and deliver improved occupant safety.