

ELRCIT2 Series

Vaportite Unit

This fully weatherproof T5 or T8 unit is designed for use in areas of wet location. Designed to withstand direct contact with rain this unit is corrosion resistant and waterproof. This unit is ideal in areas such as car washes, store fronts, parking garages, kitchens, and chemical plants. Vapor Tite unit is capable of being hosed down for easy cleaning.


Construction: Exterior housing is designed for single piece injection molded fiberglass/plastic combination blend. Neoprene gasket and stainless steel pressure locks ensure waterproof seal. Interior gear tray is heavy gauge die formed steel which hinges to allow electrical raceway access while remaining attached to luminaire housing during installation and maintenance.

Electrical: All units are furnished with UL Listed Class P thermally protected ballast. Other voltages are available upon request. Fixtures meet requirements for UL Luminaire Standard # 1598. All units comply with National Energy Standard. All units are UL certified damp and wet location M 59006648

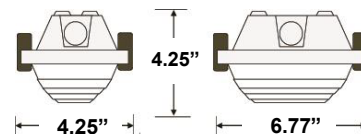
Mounting: Vapor Tite Unit available with an stainless steel external hanging bracket. VT Series is watertight and must be drilled and sealed for each surface mounting or chain hanging application.

WARRANTY & LISTINGS:

- 5-year warranty of all electronics and housing.
- UL Certified for damp and wet location M 59006648

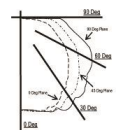


DIMENSIONS



RF	20									
RC	80%					70%				
RW	70	50	30	10		70	50	30	10	50% 30
0	109	109	109	109		107	107	107	107	101
1	98	93	89	84		95	91	86	83	86
2	89	80	73	67		86	78	72	66	74
3	81	70	62	56		78	68	61	55	65
4	74	62	53	47		71	60	52	46	57
5	67	54	45	39		65	53	45	38	50
6	61	48	39	33		59	47	39	33	45
7	56	43	35	29		54	42	34	28	40
8	52	39	30	25		50	38	30	24	36
9	48	35	27	21		46	34	25	21	32
10	44	31	24	19		43	31	23	18	30

T8	T5	T5HO	Length
F17T8	F14T5	F24T5	28"
F32T8	F28T5	F54T5HO	52"
Tandem 4' Tubes			Length
FF32T8	F28T5	F54T5HO	100"
8 ft Tubes			Length
T8	T8HO		
F96T8	F96T8HO		100"



Ordering Guide

Max weight = 15lbs / 48" 32lbs / 96"

Series	# of Lamps	Lamp Size	Ballast Type	Options
ELRCIT2	1 [F17T8] 2 [F14T5] 3 [F24T5] 21 [F32T8] 22 [F28T5] 23 [F54T5HO]	T8 17 = F17T8 32 = F32T8 59 = F59T8 86 = F86T8/HO T12 20 = F20T12 40 = F40T12 96 = F96T12 96HO = F96T12/HO	T5 14 = F14T5 28 = F28T5 T5HO 24 = F24T5 54 = F54T5	NB= Non-Ballasted SET LED N = Wired 1 end hot for LED tubes SET LED N/S = Wired 2 ends hot for LED tubes W/LEDIF = LED ballast driven tubes EMB= Embossed 2BAL= 2 Ballast REFS = Silver Reflector OCC-E = External Occupancy Sensor OCC-I = Internal Occupancy Sensor BILEVEL= Bi-level system SS= Stainless Steel Latch POLY= Polycarb lens