

ELRRDI-2X2 Series

2X2 Recessed Direct-Indirect Center Basket

This attractive 2'x2' Direct/Indirect Center Basket Troffer Unit combines the energy efficient performances of electronic ballast with soft low-glare contemporary design. The ELRRDI unit is designed for use with Biax, T5, and T8 lamps to provide uniform balanced illumination, consistent distribution and high end appearance. Designed for use in most offices and retail establishments this unit is as efficient as it is attractive


Construction: Housing is die formed from heavy gauge steel and is finished in a matte white polyester powder coating for maximum reflectivity and durability. Perforated center basket incorporates hinges from both sides to allow for easy lamp replacement.

Electrical: All units are furnished with UL Listed Class P thermally protected ballast. Other voltages are available upon request. Fixtures meet requirements for UL Luminaire Standard # 1598. All units comply with National Energy Standard. All units are UL certified damp location M 59006648

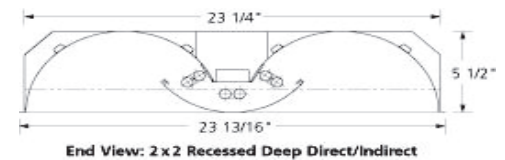
Mounting: Designed for use in inverted T Bar ceilings, this fixture comes with integral earthquake clips built into end plate. All units are equipped access plates for easy wiring as well as 7/8" knockouts in top, sides and end of all units.

WARRANTY & LISTINGS:

- 5-year warranty of all electronics and housing.
- UL Certified for damp location M 59006648



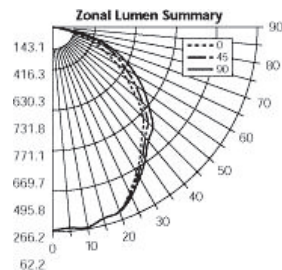
DIMENSIONS



End View: 2 x 2 Recessed Deep Direct/Indirect

Zonal Cavity Coefficients of Utilization

Ceiling	.80				.70				.50				.30				.10				.0			
Wall	.70	.50	.30	.10	.70	.50	.30	.10	.50	.30	.10	.50	.30	.10	.50	.30	.10	.50	.30	.10	.00	.00	.00	.00
0	.56	.56	.56	.56	.55	.55	.55	.55	.53	.53	.53	.50	.50	.50	.48	.48	.48	.47	.47	.47	.47	.47	.47	.47
1	.52	.50	.48	.46	.51	.49	.47	.46	.47	.45	.44	.45	.44	.43	.43	.42	.42	.43	.42	.42	.41	.41	.41	.41
2	.48	.44	.41	.38	.46	.43	.40	.38	.41	.39	.37	.40	.38	.36	.39	.37	.36	.35	.35	.34	.34	.33	.33	.33
3	.44	.39	.35	.33	.43	.38	.35	.32	.37	.34	.32	.36	.33	.31	.35	.32	.31	.30	.30	.29	.29	.28	.28	.28
4	.40	.35	.31	.28	.39	.34	.30	.28	.33	.30	.27	.32	.29	.27	.31	.29	.27	.26	.26	.25	.25	.24	.24	.24
5	.37	.31	.27	.24	.36	.30	.26	.23	.29	.26	.23	.28	.25	.23	.27	.25	.23	.22	.22	.21	.21	.20	.20	.20
6	.34	.28	.23	.20	.33	.27	.23	.20	.26	.23	.20	.25	.22	.20	.25	.22	.20	.19	.19	.18	.18	.17	.17	.17
7	.31	.25	.21	.18	.30	.24	.21	.18	.24	.20	.18	.23	.20	.17	.22	.19	.17	.16	.16	.15	.15	.14	.14	.14
8	.29	.22	.18	.15	.28	.22	.18	.15	.21	.18	.15	.21	.18	.15	.20	.17	.15	.14	.14	.13	.13	.12	.12	.12
9	.26	.20	.16	.13	.26	.20	.16	.13	.19	.16	.13	.19	.15	.13	.18	.15	.13	.12	.12	.11	.11	.10	.10	.10
10	.24	.18	.14	.12	.24	.18	.14	.12	.17	.14	.12	.17	.14	.12	.16	.14	.12	.11	.11	.10	.10	.09	.09	.09



max weight= 20lbs

Ordering Guide

ELRRDI-2X2

Series	# of Lamps	Lamp Size	Ballast Type	Options
ELRRDI-2X2	1 = 1 Lamp 2 = 2 lamp 3 = 3 lamp	<u>T8</u> 17 = 24" <u>T5HO</u> 24 = 24" <u>Biax/ Twin Tube</u> 36BX = 36W Biax 40BX = 40w Biax 50BX= 50w Biax 55BX= 55w Biax	SET LED N = Wired 1 end hot for LED tubes SET LED N/S = Wired 2 ends hot for LED tubes W/LEDIF = LED ballast driven tubes	EMB = Emergency Ballast 2BAL= 2 BALLAST